

ILLINOIS STATE BOARD OF EDUCATION
School Business Services Division

Accounting Basis:

Cash
 Accrual

JOINT AGREEMENT BUDGET FORM *
July 1, 2009 - June 30, 2010

Date of Amended Budget: _____
(MM/DD/YY)

Joint Agreement Name: DuPage Area Occupational Education System
Joint Agreement RCDT No: 19-022-5020-46

Budget of - DAOES Joint Agreement, County of DuPage
State of Illinois, for the Fiscal Year beginning July 1, 2009 and ending June 30, 2010

WHEREAS the Board of Education or Regional Superintendent and Advisory Board, if applicable, or Governing

Board of DAOES Joint Agreement, County of DuPage

State of Illinois, caused to be prepared in tentative form a budget, and the Secretary of this Board of Education or this Regional Superintendent and Advisory Board, if applicable, or secretary of this Governing Board has made the same conveniently available to public inspection for at least thirty days prior to final action thereon;

AND WHEREAS a public hearing was held as to such budget on the 20 day of August, 2009, notice of said hearing was given at least thirty days prior thereto as required by law, and all other legal requirements have been complied with;

NOW, THEREFORE, Be it resolved by the Board of Education or Regional Superintendent and Advisory Board, if applicable, or Governing Board of said joint agreement as follows:

Section 1: That the fiscal year of this Joint Agreement be and the same hereby is fixed and declared to be beginning July 1, 2009 and ending June 30, 2010.




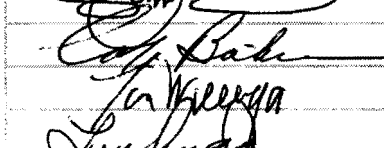
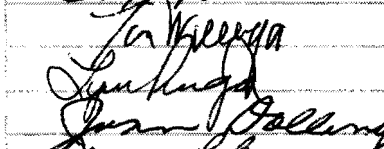
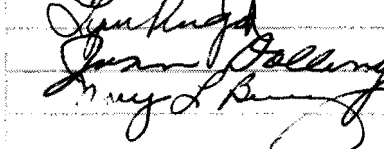
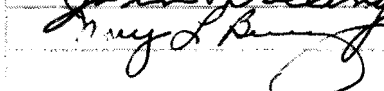
Section 2: That the following budget containing an estimate of amounts available in each Fund, separately, and of expenditures from each be and the same is hereby adopted as the budget of this Joint Agreement for said fiscal year.

ADOPTION OF BUDGET

In instances where the Regional Superintendent is responsible for administration of the Joint Agreement, the budget shall be approved and signed by the Regional Superintendent and Advisory Board, if applicable.

In Joint Agreements where the Board of Education or the Governing Board is the administrative agent, the budget shall be approved and signed by the members of the board.

Adopted this 20 day of August, 2009, by a roll call vote of _____ Yeas, and _____ Nays, to wit:

MEMBERS VOTING YEA:	MEMBERS VOTING NAY:
	
	
	
	
	
	
	

* Based on the 23 Illinois Administrative Code-Part 100 and in conformity with Section 17-1 of the School Code.

BUDGET SUMMARY

	A	B	C	D	E	F	G	H	I	J	K	L
1	[See page 29 for references]		(10)	(20)	(30)	(40)	(50)	(60)	(70)	(80)	(90)	
2	Description	Acct #	Educational	Operations & Maintenance	Debt Service	Transportation	Municipal Retirement/ Social Security	Capital Projects	Working Cash	Tort	Fire Prevention & Safety	
3	ESTIMATED BEGINNING FUND BALANCE July 1, 2009 ¹											
4	RECEIPTS/REVENUES											
5	LOCAL SOURCES	1000	6,862,817	0	0	0	0	0	0	0	0	0
6	FLOW-THROUGH RECEIPTS/REVENUES FROM ONE DISTRICT TO ANOTHER DISTRICT	2000	0	0		0	0					
7	STATE SOURCES	3000	2,005,305	0	0	500	0	0	0	0	0	0
8	FEDERAL SOURCES	4000	1,498,014	0	0	0	0	0	0	0	0	0
9	Total Direct Receipts/Revenues		10,366,136	0	0	500	0	0	0	0	0	0
10	Receipts/Revenues for "On Behalf" Payments ²	3998	326,844									
11	Total Receipts/Revenues		10,692,980	0	0	500	0	0	0	0	0	0
12	DISBURSEMENTS/EXPENDITURES											
13	INSTRUCTION	1000	4,651,889				0					
14	SUPPORT SERVICES	2000	4,143,573	0		500	0	0		0	0	
15	COMMUNITY SERVICES	3000	0	0		0	0					
16	PAYMENTS TO OTHER DISTRICTS & GOVT UNITS	4000	1,502,038	0	0	0	0	0			0	
17	DEBT SERVICES	5000	0	0	0	0	0			0	0	
18	PROVISION FOR CONTINGENCIES	6000	149,164	0	0	0	0	0	0	0	0	0
19	Total Direct Disbursements/Expenditures		10,446,664	0	0	500	0	0		0	0	0
20	Disbursements/Expenditures for "On Behalf" Payments ²	4180	326,844	0	0	0	0	0		0	0	0
21	Total Disbursements/Expenditures		10,773,508	0	0	500	0	0		0	0	0
22	Excess of Direct Receipts/Revenues Over (Under) Direct Disbursements/Expenditures		(80,528)	0	0	0	0	0	0	0	0	0
23	OTHER SOURCES/USES OF FUNDS											
24	OTHER SOURCES OF FUNDS (7000)											
25	PERMANENT TRANSFER FROM VARIOUS FUNDS											
26	Abolishment or Abatement of the Working Cash Fund	7110										
27	Transfer of Working Cash Fund Interest	7120										
28	Transfer Among Funds	7130										
29	Transfer of Interest	7140										
30	Transfer from Capital Projects Fund to O&M Fund	7150										
31	Transfer of Excess Fire Prev & Safety Tax & Interest ³ Proceeds to O&M Fund	7160										
32	Transfer of Excess Accumulated Fire Prev & Safety Bond and Int ³ Proceeds to Debt Service Fund	7170										
33	SALE OF BONDS (7200)											
34	Principal on Bonds Sold ⁴	7210										
35	Premium on Bonds Sold	7220										
36	Accrued Interest on Bonds Sold	7230										
37	Sale or Compensation for Fixed Assets ⁵	7300										
38	Transfer to Debt Service to Pay Principal on Capital Leases	7400										
39	Transfer to Debt Service Fund to Pay Interest on Capital Leases	7500										
40	Transfer to Debt Service Fund to Pay Principal on Revenue Bonds	7600										
41	Transfer to Debt Service Fund to Pay Interest on Revenue Bonds	7700										
42	Transfer to Capital Projects Fund	7800										
43	ISBE Loan Proceeds	7900										
44	Other Sources Not Classified Elsewhere	7990										
45	Total Other Sources of Funds		0	0	0	0	0	0	0	0	0	0

BUDGET SUMMARY

	A	B	C	D	E	F	G	H	I	J	K	L
1	[See page 29 for references]		(10)	(20)	(30)	(40)	(50)	(60)	(70)	(80)	(90)	
2	Description	Acct #	Educational	Operations & Maintenance	Debt Service	Transportation	Municipal Retirement/ Social Security	Capital Projects	Working Cash	Tort	Fire Prevention & Safety	
46	OTHER USES OF FUNDS (8000)											
48	TRANSFER TO VARIOUS OTHER FUNDS (8100)											
49	Abolishment or Abatement of the Working Cash Fund	8110							0			
50	Transfer of Working Cash Fund Interest	8120							0			
51	Transfer Among Funds	8130										
52	Transfer of Interest ⁶	8140										
53	Transfer from Capital Projects Fund to O&M Fund	8150						0				
54	Transfer of Excess Fire Prev & Safety Tax & Interest ³ Proceeds to O&M Fund	8160									0	
55	Transfer of Excess Accumulated Fire Prev & Safety Bond ³ and Int Proceeds to Debt Service Fund	8170									0	
56	Transfer to Debt Service Fund to Pay Principal on Capital Leases	8400										
57	Transfer to Debt Service Fund to Pay Interest on Capital Leases	8500										
58	Transfer to Debt Service Fund to Pay Principal on Revenue Bonds	8600										
59	Transfer to Debt Service Fund to Pay Interest on Revenue Bonds	8700										
60	Transfer to Capital Projects Fund	8800										
61	Transfer to Debt Service Fund to Pay Principal on ISBE Loans	8910										
62	Other Uses Not Classified Elsewhere	8990										
63	Total Other Uses of Funds		0	0	0	0	0	0	0	0	0	0
64	Total Other Sources/Uses of Fund		0	0	0	0	0	0	0	0	0	0
65	ESTIMATED ENDING FUND BALANCE June 30, 2010		(80,528)	0	0	0	0	0	0	0	0	0

66	SUMMARY OF EXPENDITURES (by Major Object)											
67	SUMMARY OF EXPENDITURES (by Major Object)											
68	Description	Acct #	(10)	(20)	(30)	(40)	(50)	(60)	(70)	(80)	(90)	Total By Object
69	Object Name		Educational	Operations & Maintenance	Debt Service	Transportation	Municipal Retirement/ Social Security	Capital Projects	Working Cash	Tort	Fire Prevention & Safety	
71	Salaries	100	4,434,366	0		0		0		0	0	4,434,366
72	Employee Benefits	200	1,255,494	0		0	0	0		0	0	1,255,494
73	Purchased Services	300	932,008	0	0	100		0		0	0	932,108
74	Supplies & Materials	400	1,266,112	0		400		0		0	0	1,266,512
75	Capital Outlay	500	895,902	0		0		0		0	0	895,902
76	Other Objects	600	1,662,782	0	0	0	0	0		0	0	1,662,782
77	Non-Capitalized Equipment	700	0	0		0		0		0	0	0
78	Termination Benefits	800	0	0		0		0		0	0	0
79	Total Expenditures		10,446,664	0	0	500	0	0		0	0	10,447,164

	A	B	C	D	E	F	G	H	I	J	K
1			(10)	(20)	(30)	(40)	(50)	(60)	(70)	(80)	(90)
2	Description	Acct #	Educational	Operations & Maintenance	Debt Service	Transportation	Municipal Retirement/ Social Security	Capital Projects	Working Cash	Tort	Fire Prevention & Safety
3	RECEIPTS/REVENUES FROM LOCAL SOURCES										
4	AD VALOREM TAXES LEVIED BY LOCAL EDUCATION AGENCY										
5	Designated Purposes Levies ¹¹	-									
6	Leasing Purposes Levy ¹²	1130									
7	Special Education Purposes Levy	1140									
8	FICA and Medicare Only Levies	1150									
9	Area Vocational Construction Purposes Levy	1160									
10	Summer School Purposes Levy	1170									
11	Other Tax Levies (Describe & Itemize)	1190									
12	Total Ad Valorem Taxes Levied by District		0	0	0	0	0	0	0	0	0
13	PAYMENTS IN LIEU OF TAXES										
14	Mobile Home Privilege Tax	1210									
15	Payments from Local Housing Authority	1220									
16	Corporate Personal Property Replacement Taxes ¹³	1230									
17	Other Payments in Lieu of Taxes (Describe & Itemize)	1290									
18	Total Payments in Lieu of Taxes		0	0	0	0	0	0	0	0	0
19	TUITION ¹⁴										
20	Regular Tuition from Pupils or Parents (In State)	1311									
21	Regular Tuition from Other Districts (In State)	1312									
22	Regular Tuition from Other Sources (In State)	1313									
23	Regular Tuition from Other Sources (Out of State)	1314									
24	Summer School Tuition from Pupils or Parents (In State)	1321	35,000								
25	Summer School Tuition from Other Districts (In State)	1322									
26	Summer School Tuition from Other Sources (In State)	1323									
27	Summer School Tuition from Other Sources (Out of State)	1324									
28	CTE Tuition from Pupils or Parents (In State)	1331	9,470								
29	CTE Tuition from Other Districts (In State)	1332	5,826,268								
30	CTE Tuition from Other Sources (In State)	1333									
31	CTE Tuition from Other Sources (Out of State)	1334									
32	Special Education Tuition from Pupils or Parents (In State)	1341									
33	Special Education Tuition from Other Districts (In State)	1342									
34	Special Education Tuition from Other Sources (In State)	1343									
35	Special Education Tuition from Other Sources (Out of State)	1344									
36	Adult Tuition from Pupils or Parents (In State)	1351									
37	Adult Tuition from Other Districts (In State)	1352									
38	Adult Tuition from Other Sources (In State)	1353									
39	Adult Tuition from Other Sources (Out of State)	1354									
40	Total Tuition		5,870,738								
41	TRANSPORTATION FEES										
42	Regular Transportation Fees from Pupils or Parents (In State)	1411									
43	Regular Transportation Fees from Other Districts (In State)	1412									
44	Regular Transportation Fees from Other Sources (In State)	1413									
45	Regular Transportation Fees from Co-curricular Activities (In State)	1415									
46	Regular Transportation Fees from Other Sources (Out of State)	1416									
47	Summer School Transportation Fees from Pupils or Parents (In State)	1421									
48	Summer School Transportation Fees from Other Districts (In State)	1422									
49	Summer School Transportation Fees from Other Sources (In State)	1423									
50	Summer School Transportation Fees from Other Sources (Out of State)	1424									
51	CTE Transportation Fees from Pupils or Parents (In State)	1431									
52	CTE Transportation Fees from Other Districts (In State)	1432									
53	CTE Transportation Fees from Other Sources (In State)	1433									
54	CTE Transportation Fees from Other Sources (Out of State)	1434									
55	Special Education Transportation Fees from Pupils or Parents (In State)	1441									

	A	B	C	D	E	F	G	H	I	J	K
1			(10)	(20)	(30)	(40)	(50)	(60)	(70)	(80)	(90)
2	Description	Acct #	Educational	Operations & Maintenance	Debt Service	Transportation	Municipal Retirement/ Social Security	Capital Projects	Working Cash	Tort	Fire Prevention & Safety
56	Special Education Transportation Fees from Other Districts (In State)	1442									
57	Special Education Transportation Fees from Other Sources (In State)	1443									
58	Special Education Transportation Fees from Other Sources (Out of State)	1444									
59	Adult Transportation Fees from Pupils or Parents (In State)	1451									
60	Adult Transportation Fees from Other Districts (In State)	1452									
61	Adult Transportation Fees from Other Sources (In State)	1453									
62	Adult Transportation Fees from Other Sources (Out of State)	1454									
63	Total Transportation Fees					0					
64	EARNINGS ON INVESTMENTS										
65	Interest on Investments	1510	90,000								
66	Gain or Loss on Sale of Investments	1520									
67	Total Earnings on Investments		90,000	0	0	0	0	0	0	0	0
68	FOOD SERVICE										
69	Sales to Pupils - Lunch	1611									
70	Sales to Pupils - Breakfast	1612									
71	Sales to Pupils - A la Carte	1613									
72	Sales to Pupils - Other (Describe & Itemize)	1614									
73	Sales to Adults	1620									
74	Other Food Service (Describe & Itemize)	1690									
75	Total Food Service		0								
76	DISTRICT/SCHOOL ACTIVITY INCOME										
77	Admissions - Athletic	1711									
78	Admissions - Other	1719									
79	Fees	1720	500								
80	Book Store Sales	1730	94,000								
81	Other District/School Activity Revenue (Describe & Itemize)	1790									
82	Total District/School Activity Income		94,500	0							
83	TEXTBOOK Income										
84	Rentals - Regular Textbooks	1811									
85	Rentals - Summer School Textbooks	1812									
86	Rentals - Adult/Continuing Education Textbooks	1813									
87	Rentals - Other (Describe)	1819									
88	Sales - Regular Textbooks	1821									
89	Sales - Summer School Textbooks	1822									
90	Sales - Adult/Continuing Education Textbooks	1823									
91	Sales - Other (Describe & Itemize)	1829	172,000								
92	Other (Describe & Itemize)	1890									
93	Total Textbooks		172,000								
94	OTHER REVENUE FROM LOCAL SOURCES										
95	Rentals	1910	448,000								
96	Contributions and Donations from Private Sources	1920	1,000								
97	Impact Fees from Municipal or County Governments	1930									
98	Services Provided Other Districts	1940	111,747								
99	Refund of Prior Years' Expenditures	1950									
100	Payments of Surplus Moneys from TIF Districts	1960									
101	Drivers' Education Fees	1970									
102	Proceeds from Vendors' Contracts	1980									
103	School Facility Occupation Tax Proceeds	1983									
104	Payment from Other Districts	1991	74,832								
105	Sale of Vocational Projects	1992									
106	Other Local Fees	1993									
107	Other Local Revenues (Describe & Itemize)	1999									
108	Total Other Revenue from Local Sources		635,579	0	0	0	0	0	0	0	0
109	Total Receipts/Revenues from Local Sources	1000	6,862,817	0	0	0	0	0	0	0	0

1	A	B	C	D	E	F	G	H	I	J	K
2	Description	Acct #	(10) Educational	(20) Operations & Maintenance	(30) Debt Service	(40) Transportation	(50) Municipal Retirement/ Social Security	(60) Capital Projects	(70) Working Cash	(80) Tort	(90) Fire Prevention & Safety
110	FLOW-THROUGH RECEIPTS/REVENUES FROM ONE DISTRICT TO ANOTHER DISTRICT										
111	Flow-Through Revenue from State Sources	2100									
112	Flow-Through Revenue from Federal Sources	2200									
113	Other Flow-Through Revenue (Describe & Itemize)	2300									
114	Total Flow-Through Receipts/Revenues From One District to Another District	2000	0	0		0	0				
115	RECEIPTS/REVENUES FROM STATE SOURCES										
116	UNRESTRICTED GRANTS-IN-AID										
117	General State Aid (Section 18-8.05)	3001									
118	General State Aid Hold Harmless/Supplemental	3002									
119	Reorganization Incentives (Accounts 3005-3021)	3005									
120	Other Unrestricted Grants-In-Aid From State Sources (Describe & Itemize)	3099									
121	Total Unrestricted Grants-In-Aid		0	0	0	0	0	0		0	0
122	RESTRICTED GRANTS-IN-AID										
123	SPECIAL EDUCATION										
124	Special Education - Private Facility Tuition	3100									
125	Special Education - Extraordinary	3105									
126	Special Education - Personnel	3110									
127	Special Education - Orphanage - Individual	3120									
128	Special Education - Orphanage - Summer	3130									
129	Special Education - Summer School	3145									
130	Special Education - Other (Describe & Itemize)	3199									
131	Total Special Education		0	0		0					
132	CAREER AND TECHNICAL EDUCATION (CTE)										
133	CTE - Technical Education - Tech Prep	3200									
134	CTE - Secondary Program Improvement (CTEI)	3220	1,997,905								
135	CTE - WECEP	3225									
136	CTE - Agriculture Education	3235	7,400								
137	CTE - Instructor Practicum	3240									
138	CTE - Student Organizations	3270									
139	CTE - Other (Describe & Itemize)	3299									
140	Total Career and Technical Education		2,005,305	0			0				
141	BILINGUAL EDUCATION										
142	Bilingual Education - Downstate - TPI and TBE	3305									
143	Bilingual Ed Downstate - Transitional Bilingual Education	3310									
144	Total Bilingual Education		0				0				
145	State Free Lunch & Breakfast	3360									
146	School Breakfast Initiative	3365									
147	Driver Education	3370									
148	Adult Education (from ICCB)	3410									
149	Adult Education - Other (Describe & Itemize)	3499									
150	TRANSPORTATION										
151	Transportation - Regular/Vocational	3500				500					
152	Transportation - Special Education	3510									
153	Transportation - Other (Describe & Itemize)	3599									
154	Total Transportation		0	0		500	0				
155	Learning Improvement - Change Grants	3610									
156	Scientific Literacy	3660									
157	Truant Alternative/Optional Education	3695									
158	Early Childhood - Block Grant	3705									
159	Reading Improvement Block Grant	3715									
160	Reading Improvement Block Grant - Reading Recovery	3720									
161	Continued Reading Improvement Block Grant	3725									

1	A	B	C	D	E	F	G	H	I	J	K
2	Description	Acct #	(10) Educational	(20) Operations & Maintenance	(30) Debt Service	(40) Transportation	(50) Municipal Retirement/ Social Security	(60) Capital Projects	(70) Working Cash	(80) Tort	(90) Fire Prevention & Safety
162	Continued Reading Improvement Block Grant (2% Set Aside)	3726									
163	Chicago General Education Block Grant	3766									
164	Chicago Educational Services Block Grant	3767									
165	School Safety & Educational Improvement Block Grant	3775									
166	Technology - Learning Technology Centers	3780									
167	State Charter Schools	3815									
168	Extended Learning Opportunities - Summer Bridges	3825									
169	Infrastructure Improvements - Planning/Construction	3920									
170	School Infrastructure - Maintenance Projects	3925									
171	Other Restricted Revenue from State Sources (Describe & Itemize)	3999									
172	Total Restricted Grants-In-Aid		2,005,305	0	0	500	0	0	0	0	0
173	Total Receipts/Revenues from State Sources	3000	2,005,305	0	0	500	0	0	0	0	0
174	RECEIPTS/REVENUES FROM FEDERAL SOURCES										
175	UNRESTRICTED GRANTS-IN-AID RECEIVED DIRECTLY FROM FEDERAL GOVT.										
176	Federal Impact Aid	4001									
177	Other Unrestricted Grants-In-Aid Received Directly from the Federal Govt. (Describe & Itemize)	4009									
178	Total Unrestricted Grants-In-Aid Received Directly from Fed. Govt.		0	0	0	0	0	0	0	0	0
179	RESTRICTED GRANTS-IN-AID RECEIVED DIRECTLY FROM FEDERAL GOVT.										
180	Head Start	4045									
181	Construction (Impact Aid)	4050									
182	MAGNET	4060									
183	Other Restricted Grants-In-Aid Received Directly from Federal Govt. (Describe & Itemize)	4090									
184	Total Restricted Grants-In-Aid Received Directly from Federal Govt.		0	0		0	0	0			0
185	RESTRICTED GRANTS-IN-AID RECEIVED FROM FEDERAL GOVT. THRU THE STATE										
186	TITLE V										
187	Title V-Innovation and Flexibility Formula	4100									
188	Title V-SEA Projects	4105									
189	Title V-Rural and Low Income Schools (REI)	4107									
190	Title V-Other (Describe & Itemize)	4199									
191	Total Title V		0	0		0	0				
192	FOOD SERVICE										
193	Breakfast Start-Up	4200									
194	National School Lunch Program	4210									
195	Special Milk Program	4215									
196	School Breakfast Program	4220									
197	Summer Food Service Admin/Program	4225									
198	Child Care Commodity/SFS 13-Adult Day Care	4226									
199	Food Service - Other (Describe & Itemize)	4299									
200	Total Food Service		0				0				
201	TITLE I										
202	Title I - Low Income	4300									
203	Title I - Low Income - Neglected, Private	4305									
204	Title I - Comprehensive School Reform	4332									
205	Title I - Reading First	4334									
206	Title I - Even Start	4335									
207	Title I - Reading First SEA Funds	4337									
208	Title I - Migrant Education	4340									
209	Title I - Other (Describe & Itemize)	4399									
210	Total Title I		0	0		0	0				

ESTIMATED RECEIPTS/REVENUES

1	A	B	C	D	E	F	G	H	I	J	K
2	Description	Acct #	(10) Educational	(20) Operations & Maintenance	(30) Debt Service	(40) Transportation	(50) Municipal Retirement/ Social Security	(60) Capital Projects	(70) Working Cash	(80) Tort	(90) Fire Prevention & Safety
211	TITLE IV										
212	Title IV - Safe & Drug Free Schools - Formula	4400									
213	Title IV - 21st Century	4421									
214	Title IV - Other (Describe & Itemize)	4499									
215	Total Title IV		0	0		0	0				
216	FEDERAL - SPECIAL EDUCATION										
217	Federal Special Education - Preschool Flow-Through	4600									
218	Federal Special Education - Preschool Discretionary	4605									
219	Federal Special Education - IDEA Flow Through/Low Incidence	4620									
220	Federal Special Education - IDEA Room & Board	4625									
221	Federal Special Education - IDEA Discretionary	4630									
222	Federal Special Education - IDEA - Other (Describe & Itemize)	4699									
223	Total Federal Special Education		0	0		0	0				
224	CTE - PERKINS										
225	CTE - Perkins-Title III Tech Prep	4770	202,239								
226	CTE - Other (Describe & Itemize)	4799	1,078,349								
227	Total CTE - Perkins		1,280,588	0			0				
228	Federal - Adult Education	4810									
229	General State Aid - Education Stabilization	4850									
230	Title I - Low Income	4851									
231	Title I - Neglected, Private	4852									
232	Title I - Delinquent, Private	4853									
233	Title I - School Improvement (Part A)	4854									
234	Title I - School Improvement (Part G)	4855									
235	IDEA - Part B - Preschool	4856									
236	IDEA - Part B - Flow-Through	4857									
237	Title IID - Technology-Formula	4860									
238	Title IID - Technology - Competitive	4861									
239	McKinney -Vento Homeless Education	4862									
240	Child Nutrition Equipment Assistance	4863									
241	Impact Aid Formula Grants	4864									
242	Impact Aid Competitive Grants	4865									
243	Qualified Zone Academy Bond Tax Credits	4866									
244	Qualified School Construction Bond Credits	4867									
245	Build America Bond Tax Credits	4868									
246	Build America Bond Interest Reimbursement	4869									
247	Other ARRA Funds - I	4870	19,774								
248	Other ARRA Funds - II	4871									
249	Other ARRA Funds - III	4872									
250	Other ARRA Funds - IV	4873									
251	Other ARRA Funds - V	4874									
252	Other ARRA Funds - VI	4875									
253	Other ARRA Funds - VII	4876									
254	Other ARRA Funds - VIII	4877									
255	Other ARRA Funds - IX	4878									
256	Other ARRA Funds - X	4879									
257	Other ARRA Funds - XI	4880									
258	Total Stimulus Programs		19,774	0	0	0	0	0		0	0
259	Advanced Placement Fee/International Baccalaureate	4904									
260	Emergency Immigrant Assistance	4905									
261	Title III - English Language Acquisition	4909									
262	Learn & Serve America	4910									
263	McKinney Education for Homeless Children	4920									
264	Title II - Eisenhower - Professional Development Formula	4930									
265	Title II - Teacher Quality	4932									

ESTIMATED RECEIPTS/REVENUES

	A	B	C	D	E	F	G	H	I	J	K
1			(10)	(20)	(30)	(40)	(50)	(60)	(70)	(80)	(90)
2	Description	Acct #	Educational	Operations & Maintenance	Debt Service	Transportation	Municipal Retirement/ Social Security	Capital Projects	Working Cash	Tort	Fire Prevention & Safety
266	Federal Charter Schools	4960									
267	Medicaid Matching Funds - Administrative Outreach	4991									
268	Medicaid Matching Funds - Fee-For-Service Program	4992									
269	Other Restricted Grants Received from Federal Government through State (Describe & Itemize)	4998	197,652								
270	Total Restricted Grants-In-Aid Received from Federal Govt. Thru the State		1,498,014	0	0	0	0	0		0	0
271	TOTAL RECEIPTS/REVENUES FROM FEDERAL SOURCES	4000	1,498,014	0	0	0	0	0	0	0	0
272	TOTAL DIRECT RECEIPTS/REVENUES		10,366,136	0	0	500	0	0	0	0	0

	A	B	C	D	E	F	G	H	I	J	K
			(100)	(200)	(300)	(400)	(500)	(600)	(700)	(800)	(900)
1	Description	Funct #	Salaries	Employee Benefits	Purchased Services	Supplies & Materials	Capital Outlay	Other Objects	Non-Capitalized Equipment	Termination Benefits	Total
2	10 - EDUCATIONAL FUND (ED)										
3	INSTRUCTION (ED)										
4	Regular Programs	1100									0
5	Pre-K Programs	1125									0
6	Special Education Programs (Functions 1200 - 1220)	1200									0
7	Special Education Programs Pre-K	1225									0
8	Remedial and Supplemental Programs K-12	1250									0
9	Remedial and Supplemental Programs Pre-K	1275									0
10	Adult/Continuing Education Programs	1300									0
11	CTE Programs	1400	2,799,570	767,600	110,658	505,479	439,402	3,565			4,626,274
12	Interscholastic Programs	1500									0
13	Summer School Programs	1600	23,000	700		1,800		115			25,615
14	Gifted Programs	1650									0
15	Driver's Education Programs	1700									0
16	Bilingual Programs	1800									0
17	Truant Alternative & Optional Programs	1900									0
18	Pre-K Programs - Private Tuition	1910									0
19	Regular K-12 Programs Private Tuition	1911									0
20	Special Education Programs K-12 Private Tuition	1912									0
21	Special Education Programs Pre-K Tuition	1913									0
22	Remedial/Supplemental Programs K-12 Private Tuition	1914									0
23	Remedial/Supplemental Programs Pre-K Private Tuition	1915									0
24	Adult/Continuing Education Programs Private Tuition	1916									0
25	CTE Programs Private Tuition	1917									0
26	Interscholastic Programs Private Tuition	1918									0
27	Summer School Programs Private Tuition	1919									0
28	Gifted Programs Private Tuition	1920									0
29	Bilingual Programs Private Tuition	1921									0
30	Truants Alternative/Opt Ed Programs Private Tuition	1922									0
31	Total Instruction¹⁴	1000	2,822,570	768,300	110,658	507,279	439,402	3,680	0	0	4,651,889
32	SUPPORT SERVICES (ED)										
33	Support Services - Pupil										
34	Attendance & Social Work Services	2110									0
35	Guidance Services	2120									0
36	Health Services	2130	26,368	13,279	375	1,365					41,387
37	Psychological Services	2140									0
38	Speech Pathology & Audiology Services	2150									0
39	Other Support Services - Pupils (Describe & Itemize)	2190	124,831	52,608	21,200	6,800		100			205,539
40	Total Support Services - Pupil	2100	151,199	65,887	21,575	8,165	0	100	0	0	246,926
41	Support Services - Instructional Staff										
42	Improvement of Instruction Services	2210	398,444	114,549	87,525	38,600		600			639,718
43	Educational Media Services	2220									0
44	Assessment & Testing	2230									0
45	Total Support Services - Instructional Staff	2200	398,444	114,549	87,525	38,600	0	600	0	0	639,718
46	Support Services - General Administration										
47	Board of Education Services	2310	6,582	649	159,250	3,000					169,481
48	Executive Administration Services	2320	222,702	25,455	10,200	5,500		4,000			267,857
49	Special Area Administration Services	2330	29,802	8,046	1,300	1,000					40,148
50	Tort Immunity Services	2360 - 2370									0
51	Total Support Services - General Administration	2300	259,086	34,150	170,750	9,500	0	4,000	0	0	477,486
52	Support Services - School Administration										
53	Office of the Principal Services	2410	169,109	43,047	7,800	5,000		2,000			226,956
54	Other Support Services - School Administration (Describe & Itemize)	2490									0
55	Total Support Services - School Administration	2400	169,109	43,047	7,800	5,000	0	2,000	0	0	226,956

	A	B	C	D	E	F	G	H	I	J	K
1			(100)	(200)	(300)	(400)	(500)	(600)	(700)	(800)	(900)
2	Description	Func #	Salaries	Employee Benefits	Purchased Services	Supplies & Materials	Capital Outlay	Other Objects	Non-Capitalized Equipment	Termination Benefits	Total
57	Support Services - Business										
58	Direction of Business Support Services	2510	150,090	18,725	16,500	13,696		900			199,911
59	Fiscal Services	2520	17,857	0							17,857
60	Operation & Maintenance of Plant Services	2540	227,974	102,846	276,600	639,872	456,500	300			1,704,092
61	Pupil Transportation Services	2550									0
62	Food Services	2560									0
63	Internal Services	2570	57,380	34,271	76,300	12,000					179,951
64	Total Support Services - Business	2500	453,301	155,842	369,400	665,568	456,500	1,200	0	0	2,101,811
65	Support Services - Central										
66	Direction of Central Support Services	2610									0
67	Planning, Research, Development & Evaluation Services	2620			5,000						5,000
68	Information Services	2630	33,258	6,155	146,800	10,000					196,213
69	Staff Services	2640		3,500		2,000					5,500
70	Data Processing Services	2660	147,399	64,064	12,500	20,000					243,963
71	Total Support Services - Central	2600	180,657	73,719	164,300	32,000	0	0	0	0	450,676
72	Other Support Services (Describe & Itemize)	2900									
73	Total Support Services	2000	1,611,796	487,194	821,350	758,833	456,500	7,900	0	0	4,143,573
74	COMMUNITY SERVICES (ED)	3000									0
75	PAYMENTS TO OTHER DISTRICTS & GOVT UNITS (ED)										
76	Payments to Other Govt Units (In-State)										
77	Payments for Regular Programs	4110									0
78	Payments for Special Education Programs	4120									0
79	Payments for Adult/Continuing Education Programs	4130									0
80	Payments for CTE Programs	4140						1,502,038			1,502,038
81	Payments for Community College Programs	4170									0
82	Other Payments to In-State Govt Units (Describe & Itemize)	4190									0
83	Total Payments to Districts and Other Govt Units (In-State)	4100				0		1,502,038			1,502,038
84	Payments for Regular Programs - Tuition	4210									0
85	Payments for Special Education Programs - Tuition	4220									0
86	Payments for Adult/Continuing Education Programs - Tuition	4230									0
87	Payments for CTE Programs - Tuition	4240									0
88	Payments for Community College Programs - Tuition	4270									0
89	Payments for Other Programs - Tuition	4280									0
90	Other Payments to In-State Govt Units	4290									0
91	Total Payments to Other Dist & Govt Units - Tuition (In State)	4200						0			0
92	Payments for Regular Programs - Transfers	4310									0
93	Payments for Special Education Programs - Transfers	4320									0
94	Payments for Adult/Continuing Ed Programs - Transfers	4330									0
95	Payments for CTE Programs - Transfers	4340									0
96	Payments for Community College Program - Transfers	4370									0
97	Payments for Other Programs - Transfers	4380									0
98	Other Payments to In-State Govt Units - Transfers	4390									0
99	Total Payments to Other District & Govt Units - Transfers (In State)	4300				0		0			0
100	Payments to Other District & Govt Units (Out of State)	4400									0
101	Total Payments to Other District & Govt Units	4000				0		1,502,038			1,502,038
102	DEBT SERVICE (ED)										
103	Debt Service - Interest on Short-Term Debt										
104	Tax Anticipation Warrants	5110									0
105	Tax Anticipation Notes	5120									0
106	Corporate Personal Property Repl Tax Ant Notes	5130									0
107	State Aid Anticipation Certificates	5140									0
108	Other Interest on Short-Term Debt	5150									0
109	Total Debt Service - Interest on Short-Term Debt	5100						0			0

1	A	B	C	D	E	F	G	H	I	J	K
2	Description	Funct #	(100) Salaries	(200) Employee Benefits	(300) Purchased Services	(400) Supplies & Materials	(500) Capital Outlay	(600) Other Objects	(700) Non-Capitalized Equipment	(800) Termination Benefits	(900) Total
110	Debt Service - Interest on Long-Term Debt	5200									0
111	Total Debt Service	5000						0			0
112	PROVISION FOR CONTINGENCIES (ED)	6000						149,164			149,164
113	Total Direct Disbursements/Expenditures		4,434,366	1,255,494	932,008	1,266,112	895,902	1,662,782	0	0	10,446,664
114	Excess (Deficiency) of Receipts/Revenues Over Disbursements/Expenditures										(80,528)
115											
116	20 - OPERATIONS AND MAINTENANCE FUND (O&M)										
117	SUPPORT SERVICES (O&M)										
118	Support Services - Pupil										
119	Other Support Services - Pupils (Describe & Itemize)	2190									0
120	Support Services - Business										
121	Direction of Business Support Services	2510									0
122	Facilities Acquisition & Construction Services	2530									0
123	Operation & Maintenance of Plant Services	2540									0
124	Pupil Transportation Services	2550									0
125	Food Services	2560									0
126	Total Support Services - Business	2500	0	0	0	0	0	0	0	0	0
127	Other Support Services (Describe & Itemize)	2900									0
128	Total Support Services	2000	0	0	0	0	0	0	0	0	0
129	COMMUNITY SERVICES (O&M)										
130	PAYMENTS TO OTHER DISTRICTS & GOVT UNITS (O&M)										
131	Payments to Other Govt Units (In-State)										
132	Payments for Special Education Programs	4120									0
133	Payments for CTE Program	4140									0
134	Other Payments to In-State Govt Units (Describe & Itemize)	4190									0
135	Total Payments to Other Govt Units (In-State)	4100			0			0			0
136	Payments to Other Govt Units (Out of State)	4400									0
137	Total Payments to Other District and Govt Unit	4000			0			0			0
138	DEBT SERVICE (O&M)										
139	Debt Service - Interest on Short-Term Debt										
140	Tax Anticipation Warrants	5110									0
141	Tax Anticipation Notes	5120									0
142	Corporate Personal Prop Replacement Tax Anticip Notes	5130									0
143	State Aid Anticipation Certificates	5140									0
144	Other Interest on Short-Term Debt (Describe & Itemize)	5150									0
145	Total Debt Service - Interest on Short-Term Debt	5100						0			0
146	Debt Service - Interest on Long-Term Debt	5200									0
147	Total Debt Service	5000						0			0
148	PROVISION FOR CONTINGENCIES (O&M)	6000									0
149	Total Direct Disbursements/Expenditures		0	0	0	0	0	0	0	0	0
150	Excess (Deficiency) of Receipts/Revenues Over Disbursements/Expenditures										0
151											

	A	B	C	D	E	F	G	H	I	J	K
1			(100)	(200)	(300)	(400)	(500)	(600)	(700)	(800)	(900)
2	Description	Func #	Salaries	Employee Benefits	Purchased Services	Supplies & Materials	Capital Outlay	Other Objects	Non-Capitalized Equipment	Termination Benefits	Total
152	30 - DEBT SERVICE FUND (DS)										
153	PAYMENTS TO OTHER DISTRICTS & GOVT UNITS (DS)	4000									0
154	DEBT SERVICE (DS)										
155	Debt Service - Interest on Short-Term Debt										
156	Tax Anticipation Warrants	5110									0
157	Tax Anticipation Notes	5120									0
158	Corporate Personal Prop Repl Tax Anticipation Notes	5130									0
159	State Aid Anticipation Certificates	5140									0
160	Other Interest on Short-Term Debt (Describe & Itemize)	5150									0
161	Total Debt Service - Interest On Short-Term Debt	5100						0			0
162	Debt Service - Interest on Long-Term Debt	5200									0
163	Debt Service - Payments of Principal on Long-Term Debt ¹⁵ (Lease/Purchase Principal Retired)	5300									0
164	Debt Service Other (Describe & Itemize)	5400									0
165	Total Debt Service	5000			0			0			0
166	PROVISION FOR CONTINGENCIES (DS)	6000									0
167	Total Direct Disbursements/Expenditures				0			0			0
168	Excess (Deficiency) of Receipts/Revenues Over Disbursements/Expenditures										0
169											
170	40 - TRANSPORTATION FUND (TR)										
171	SUPPORT SERVICES (TR)										
172	Other Support Services - Pupils (Describe & Itemize)	2190									0
173	Pupil Transportation Services	2550			100	400					500
174	Other Support Services (Describe & Itemize)	2900									0
175	Total Support Services	2000	0	0	100	400	0	0	0	0	500
176	COMMUNITY SERVICES (TR)	3000									0
177	PAYMENTS TO OTHER DISTRICTS & GOVT UNITS (TR)										
178	Payments to Other Govt Units (In-State)										
179	Payments for Regular Program	4110									0
180	Payments for Special Education Programs	4120									0
181	Payments for Adult/Continuing Education Programs	4130									0
182	Payments for CTE Programs	4140									0
183	Payments for Community College Programs	4170									0
184	Other Payments to In-State Govt Units (Describe & Itemize)	4190									0
185	Total Payments to Other Govt Units (In-State)	4100			0			0			0
186	Payments to Other Govt Units (Out-of-State) (Describe & Itemize)	4400									0
187	Total Payments to Other Districts & Govt Units	4000			0			0			0
188	DEBT SERVICE (TR)										
189	Debt Service - Interest on Short-Term Debt										
190	Tax Anticipation Warrants	5110									0
191	Tax Anticipation Notes	5120									0
192	Corporate Personal Prop Repl Tax Anticipation Notes	5130									0
193	State Aid Anticipation Certificates	5140									0
194	Other Interest on Short-Term Debt (Describe and Itemize)	5150									0
195	Total Debt Service - Interest On Short-Term Debt	5100						0			0
196	Debt Service - Interest on Long-Term Debt	5200									0
197	Debt Service - Payments of Principal on Long-Term Debt ¹⁵ (Lease/Purchase Principal Retired)	5300									0
198	Debt Service - Other (Describe and Itemize)	5400									0
199	Total Debt Service	5000						0			0
200	PROVISION FOR CONTINGENCIES (TR)	6000									0
201	Total Direct Disbursements/Expenditures		0	0	100	400	0	0	0	0	500
202	Excess (Deficiency) of Receipts/Revenues Over Disbursements/Expenditures										0

	A	B	C	D	E	F	G	H	I	J	K
1			(100)	(200)	(300)	(400)	(500)	(600)	(700)	(800)	(900)
2	Description	Funct #	Salaries	Employee Benefits	Purchased Services	Supplies & Materials	Capital Outlay	Other Objects	Non-Capitalized Equipment	Termination Benefits	Total
203											
204	50 - MUNICIPAL RETIREMENT/SOC SEC FUND (MR/SS)										
205	INSTRUCTION (MR/SS)										
206	Regular Program	1100									0
207	Pre-K Programs	1125									0
208	Special Education Programs (Functions 1200-1220)	1200									0
209	Special Education Programs Pre-K	1225									0
210	Remedial and Supplemental Programs K-12	1250									0
211	Remedial and Supplemental Programs Pre-K	1275									0
212	Adult/Continuing Education Programs	1300									0
213	CTE Programs	1400									0
214	Interscholastic Programs	1500									0
215	Summer School Programs	1600									0
216	Gifted Programs	1650									0
217	Driver's Education Programs	1700									0
218	Bilingual Programs	1800									0
219	Truant Alternative & Optional Programs	1900									0
220	Total Instruction	1000		0							0
221	SUPPORT SERVICES (MR/SS)										
222	Support Services - Pupil										
223	Attendance & Social Work Services	2110									0
224	Guidance Services	2120									0
225	Health Services	2130									0
226	Psychological Services	2140									0
227	Speech Pathology & Audiology Services	2150									0
228	Other Support Services - Pupils (Describe & Itemize)	2190									0
229	Total Support Services - Pupil	2100		0							0
230	Support Services - Instructional Staff										
231	Improvement of Instruction Services	2210									0
232	Educational Media Services	2220									0
233	Assessment & Testing	2230									0
234	Total Support Services - Instructional Staff	2200		0							0
235	Support Services - General Administration										
236	Board of Education Services	2310									0
237	Executive Administration Services	2320									0
238	Special Area Administrative Services	2330									0
239	Claims Paid from Self Insurance Fund	2361									0
240	Workers' Compensation or Workers' Occupation Disease Acts Payments	2362									0
241	Unemployment Insurance Payments	2363									0
242	Insurance Payments (regular or self-insurance)	2364									0
243	Risk Management and Claims Services Payments	2365									0
244	Judgment and Settlements	2366									0
245	Educational, Inspectional, Supervisory Services Related to Loss Prevention or Reduction	2367									0
246	Reciprocal Insurance Payments	2368									0
247	Legal Service	2369									0
248	Total Support Services - General Administration	2300		0							0
249	Support Services - School Administration										
250	Office of the Principal Services	2410									0
251	Other Support Services - School Administration (Describe & Itemize)	2490									0
252	Total Support Services - School Administration	2400		0							0
253	Support Services - Business										
254	Direction of Business Support Services	2510									0
255	Fiscal Services	2520									0
256	Facilities Acquisition & Construction Services	2530									0

1	A	B	C	D	E	F	G	H	I	J	K
2	Description	Func #	(100) Salaries	(200) Employee Benefits	(300) Purchased Services	(400) Supplies & Materials	(500) Capital Outlay	(600) Other Objects	(700) Non-Capitalized Equipment	(800) Termination Benefits	(900) Total
257	Operation & Maintenance of Plant Service	2540									0
258	Pupil Transportation Services	2550									0
259	Food Services	2560									0
260	Internal Services	2570									0
261	Total Support Services - Business	2500		0							0
262	Support Services - Central										
263	Direction of Central Support Services	2610									0
264	Planning, Research, Development & Evaluation Services	2620									0
265	Information Services	2630									0
266	Staff Services	2640									0
267	Data Processing Services	2660									0
268	Total Support Services - Central	2600		0							0
269	Other Support Services (Describe & Itemize)	2900									0
270	Total Support Services	2000		0							0
271	COMMUNITY SERVICES (MR/SS)	3000									0
272	PAYMENTS TO OTHER DISTRICTS & GOVT UNITS (MR/SS)										
273	Payments for Special Education Programs	4120									0
274	Payments for Vocational Education Programs	4140									0
275	Total Payments to Other Districts & Govt Units	4000		0							0
276	DEBT SERVICE (MR/SS)										
277	Debt Service - Interest on Short-Term Debt										
278	Tax Anticipation Warrants	5110									0
279	Tax Anticipation Notes	5120									0
280	Corporate Personal Prop Repl Tax Anticipation Notes	5130									0
281	State Aid Anticipation Certificates	5140									0
282	Other (Describe & Itemize)	5150									0
283	Total Debt Service	5000						0			0
284	PROVISION FOR CONTINGENCIES (MR/SS)	6000									0
285	Total Direct Disbursements/Expenditures			0				0			0
286	Excess (Deficiency) of Receipts/Revenues Over Disbursements/Expenditures										0
287											
288	60 - CAPITAL PROJECTS (CP)										
289	SUPPORT SERVICES (CP)										
290	Support Services - Business										
291	Facilities Acquisition & Construction Services	2530									0
292	Other Support Services (Describe & Itemize)	2900									0
293	Total Support Services	2000	0	0	0	0	0	0	0	0	0
294	PAYMENTS TO OTHER DISTRICTS & GOVT UNITS (CP)										
295	Payments to Other Govt Units (In-State)										
296	Payments to Other Govt Units (In-State)	4100									0
297	Payment for Special Education Programs	4120									0
298	Payment for CTE Programs	4140									0
299	Other Payments to In-State Governmental Units (Describe & Itemize)	4190									0
300	Total Payments to Other Districts & Govt Units	4000			0			0			0
301	PROVISION FOR CONTINGENCIES (CP)	6000									0
302	Total Direct Disbursements/Expenditures		0	0	0	0	0	0	0	0	0
303	Excess (Deficiency) of Receipts/Revenues Over Disbursements/Expenditures										0
304											
305	70 WORKING CASH FUND (WC)										
306											

	A	B	C	D	E	F	G	H	I	J	K
1			(100)	(200)	(300)	(400)	(500)	(600)	(700)	(800)	(900)
2	Description	Func #	Salaries	Employee Benefits	Purchased Services	Supplies & Materials	Capital Outlay	Other Objects	Non-Capitalized Equipment	Termination Benefits	Total
307	80 - TORT FUND (TF)										
308	SUPPORT SERVICES - GENERAL ADMINISTRATION										
309	Claims Paid from Self Insurance Fund	2361									0
310	Workers' Compensation or Workers' Occupational Disease Act Payments	2362									0
311	Unemployment Insurance Payments	2363									0
312	Insurance Payments (regular or self-insurance)	2364									0
313	Risk Management and Claims Services Payments	2365									0
314	Judgment and Settlements	2366									0
315	Educational, Inspectional, Supervisory Services Related to Loss Prevention or Reduction	2367									0
316	Reciprocal Insurance Payments	2368									0
317	Legal Service	2369									0
318	Property Insurance (Building & Grounds)	2371									0
319	Vehicle Insurance (Transportation)	2372									0
320	Total Support Services - General Administration	2000	0	0	0	0	0	0	0	0	0
321	DEBT SERVICE (TF)										
322	Debt Service - Interest on Short-Term Debt										
323	Tax Anticipation Warrants	5110									0
324	Corporate Personal Property Replacement Tax Anticipation Notes	5130									0
325	Other Interest or Short-Term Debt	5150									0
326	Total Debt Service	5000						0			0
327	PROVISION FOR CONTINGENCIES (TF)										0
328	Total Direct Disbursements/Expenditures		0	0	0	0	0	0	0	0	0
329	Excess (Deficiency) of Receipts/Revenues Over Disbursements/Expenditures										0
330											
331	90 - FIRE PREVENTION & SAFETY FUND (FP&S)										
332	SUPPORT SERVICES (FP&S)										
333	Support Services - Business										
334	Facilities Acquisition & Construction Services	2530									0
335	Operation & Maintenance of Plant Service	2540									0
336	Total Support Services - Business	2500	0	0	0	0	0	0	0	0	0
337	Other Support Services (Describe & Itemize)	2900									0
338	Total Support Services	2000	0	0	0	0	0	0	0	0	0
339	PAYMENTS TO OTHER DISTRICTS & GOVT UNITS (FP&S)										
340	Other Payments to In-State Govt Units (Describe & Itemize)	4190									0
341	Total Payments to Other Districts & Govt Units (FPS)	4000						0			0
342	DEBT SERVICE (FP&S)										
343	Debt Service - Interest on Short-Term Debt										
344	Tax Anticipation Warrants	5110									0
345	Other Interest on Short-Term Debt	5150									0
346	Total Debt Service - Interest on Short-Term Debt	5100						0			0
347	Debt Service - Interest on Long-Term Debt	5200									0
348	Total Debt Service	5000						0			0
349	PROVISIONS FOR CONTINGENCIES (FP&S)	6000									0
350	Total Direct Disbursements/Expenditures		0	0	0	0	0	0	0	0	0
351	Excess (Deficiency) of Receipts/Revenues Over Disbursements/Expenditures										0

This page is provided for detailed itemizations as requested within the body of the Report.

- 1.
- 2.
- 3.
- 4.

Reference Description

- ¹ Each fund balance should correspond to the fund balance reflected on the books as of June 30th - Balance Sheet Accounts #720 and #730 (audit figures, if available).
- ² Accounting and Financial Reporting for Certain Grants and Other Financial Assistance. The "On-Behalf" Payments should only be reflected on this page (Budget Summary, Lines 10 and 20).
- ³ Requires the secretary of the school board to notify the county clerk (within 30 days of the transfer approval) to abate an equal amount of taxes to be next extended. See Sec. 10-22.14 & 17-2.11.
- ⁴ Principal on Bonds Sold:
 - (1) Funding Bonds are to be entered in the fund or funds in which the liability occurs.
 - (2) Refunding Bonds can be entered in the Debt Services Fund only.
 - (3) Building Bonds can be entered in the Capital Projects Fund only.
 - (4) Fire Prevention and Safety Bonds can be entered in the Fire Prevention & Safety Fund only.
- ⁵ The proceeds from the sale of school sites, buildings, or other real estate shall be used first to pay the principal and interest on any outstanding bonds on the property being sold, and after all such bonds have been retired, the remaining proceeds from the sale next shall be used by the school board to meet any urgent district needs as determined under Sections 2-3.12 and 17-2.11 of the School Code. Once these issues have been addressed, any remaining proceeds may be used for any other authorized purpose and for deposit into any district fund.
- ⁶ The School Code, Section 10-22.44 prohibits the transfer of interest earned on the investment of "any funds for purposes of Illinois Municipal Retirement under the Pension Code." This prohibition does not include funds for Social Security and Medicare-only purposes. For additional requirements on interest earnings, see 23 Illinois Administrative Code, Part 100, Section 100.50.
- ⁷ Cash plus investments must be greater than or equal to zero.
- ⁸ For cash basis budgets, this total will equal the Budget Summary - Total Direct Receipts/Revenues (Line 9) plus Total Other Sources of Funds (Line 45).
- ⁹ For cash basis budgets, this total will equal the Budget Summary - Total Direct Disbursements/Expenditures (Line 19) plus Total Other Uses of Funds (Line 63).
- ¹⁰ Working Cash Fund loans may be made to any district fund for which taxes are levied (Section 20-6 of the School Code).
- ¹¹ Include revenue accounts 1110 through 1115, 1117, 1118 & 1120.
- ¹² The School Code Section 17-2.2c. Tax for leasing educational facilities or computer technology or both, and for temporary relocation expense purposes.
- ¹³ Corporate personal property replacement tax revenue must be first applied to the Municipal Retirement/Social Security Fund to replace tax revenue lost due to the abolition of the corporate personal property tax (30 ILCS 115/12). This provision does not apply to taxes levied for Medicare-Only purposes.
- ¹⁴ Only tuition payments made to private facilities. See Function 4100 for estimated public facility disbursements/expenditures.
- ¹⁵ Payment towards the retirement of lease/purchase agreements or bonded/other indebtedness (principal only) otherwise reported within the fund - e.g.: alternate revenue bonds. (Describe & Itemize)

CHECK FOR ERRORS	
<p>This worksheet checks various cells to assure that selected items are in balance. Out-of-balance conditions are accompanied by an error message. Errors must be corrected before the budget is finalized and submitted to ISBE.</p>	
Budget Item References	Message
1. Cover Page - CASH or ACCRUAL	
Check one type of Accounting Basis used on the Cover sheet.	CASH
2. Budget Summary: Other Sources (Page BudgetSum 2-3 - Acct 7000), must equal Other Uses (BudgetSum 2-3 - Acct. 8000).	
Transfer Among Funds (Funds 10, 20, 40 - Acct 7130 - Line 28), must equal (Funds 10, 20 & 40 - Acct 8130 - Line 51).	OK
Transfer of Interest (Funds 10 thru 90 - Acct 7140 - Line 29), must equal (Funds 10 thru 60, & 80 - Acct 8140 - Line 52).	OK
Transfer to Debt Service to Pay Principal on Capital Leases (Funds 30 - Acct 7400 - Line 38) must equal (Funds 10, 20 & 60 - Acct 8400 Line 56).	OK
Transfer to Debt Service to Pay Interest on Capital Leases (Fund 30 - Acct 7500 - Line 39) must equal (Funds 10, 20 & 60 - Acct 8500 - Line 57).	OK
Transfer to Debt Service Fund to Pay Principal on Revenue Bonds (Fund 30 - Acct 7600 - Line 40) must equal (Funds 10 & 20 - Acct 8600 - Line 58).	OK
Transfer to Debt Service to Pay Interest on Revenue Bonds (Fund 30 - Acct 7700 - Line 41) must equal (Funds 10 & 20 - Acct 8700 - Line 59).	OK
Transfer to Capital Projects Fund (Fund 60 - Acct 7800 - Line 42) must equal (Fund 10 & 20, Acct 8800 - Line 60).	OK
3. Summary of Cash Transactions: Beginning Cash Balance on Hand July 1, 2009, (CashSum 4, All Funds - line 3), cannot be negative.	
Educational Fund (10)	OK
Operations & Maintenance Fund (20)	OK
Debt Service Fund (30)	OK
Transportation Fund (40)	OK
Municipal Retirement/Social Security Fund (50)	OK
Capital Projects Fund (60)	OK
Working Cash Fund (70)	OK
Tort (80)	OK
Fire Prevention & Safety Fund (90)	OK
4. Summary of Cash Transactions: Ending Cash Balance on Hand June 30, 2010, (Page CashSum 4 - All Funds - Line 21), cannot be negative.	
Educational Fund (10)	OK
Operations & Maintenance Fund Balance (20)	OK
Debt Service Fund (30)	OK
Transportation Fund (40)	OK
Municipal Retirement/Social Security Fund (50)	OK
Capital Projects Fund (60)	OK
Working Cash Fund (70)	OK
Tort (80)	OK
Fire Prevention & Safety Fund (90)	OK
5. Summary of Cash Transactions: Other Receipts, (Page CashSum 4 - Line 10), must equal Other Disbursements, (Page CashSum 4, Line19).	
Interfund Loans Payable (Funds 10 thru 60, 80, 90 - Acct 411 - Line 6) must equal Interfund Loans Receivable (Funds 10, 20, 40, 70 - Acct 141 - Line 15).	OK
Interfund Loans Receivable (Funds 10, 20, 40 & 70 - Acct 141 - Line 7) must equal Interfund Loans Payable (Funds 10 thru 60, 80 & 90 - Acct 411 - Line 16).	OK

End of Balancing